

Nursery Class Timetable - Summer Term Week 3

Our theme is 'In the Garden' and our story focus is

'What the Ladybird Heard' by Julia Donaldson.


Please use these ideas as a basis for your child's learning at home. You can revisit and adapt the ideas throughout the week to develop your child's interest and to consolidate their learning. Remember to also take time to observe your child and to then follow their individual needs and interests.

Literacy

• Can you listen to the story?

If you don't have a copy of the story at home, you can watch it on the link below.

<https://www.youtube.com/Ladybird>



After listening to the story, you could:

- encourage your child to re-tell the story to you using the illustrations to prompt them.
- draw your favourite part of the story and talk about your picture to a grown-up.

• Can you sort the objects and pictures by their initial sound?

For this game you will need two sets of objects or pictures beginning with different sounds, below are some examples.

Group 1: 'm' objects and pictures – magnet, milk, mirror, moon, monkey, mug etc...

Group 2: 'a' objects and pictures – apple, ant, astronaut, axe etc...

If you can't find objects you could always draw some simple pictures.

**I have also added some 'm' and 'a' images to the website.*


Have fun together sorting the pictures and objects by their initial sound. Remember to say the sound of the letter and not the name, e.g. we say a instead of A.

Physical

Gross Motor:

• Can you move like a minibeast?

**For this game you will need to be able to see the minibeast action cards which I have added to the website.*



Have fun moving around like the different minibeasts. I wonder if you could make up anymore minibeast or animal actions.

Fine Motor:

• Can you make marks in the sensory tray?

**I have added a 'Sensory Mark Making Ideas' sheet to the website.*



• Can you lead a dough disco session for your grown-up?

**See the sheet from week one for dough disco information.*



Maths

- **Can you play a dice game?**

A dice is a versatile resource which can be used for lots of different games.

Try rolling the dice, then encourage your child to count the spots and then do an action that amount of times, e.g. 5 claps, 3 hops, 2 shoulder shrugs etc... You could challenge your child to count out that number of objects.



Remember when counting the spots or objects to use one number for each thing. You will need to adapt this activity to suite your child's ability.

- **Can you count the ladybird's spots?**

Click on the link below to play the ladybird counting game.

<https://www.topmarks.co.uk/ladybird-spots>



You will need to adapt this game to suite the ability of your child.

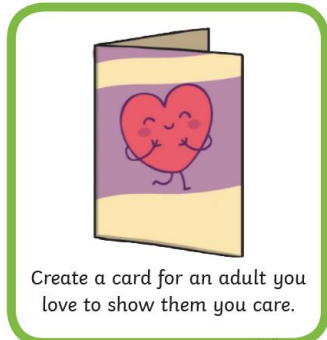
Personal, Social and Emotional Development

- **Can you be kind others?**

Encourage your child to think of others that they love and ways that they can make them happy.



Tell someone a joke to make them laugh.




Create a card for an adult you love to show them you care.

Remember to praise your child, being specific about what they did well or what you liked about what they did. This will boost their self-esteem and encourage more positive behaviour.

- **Can you talk about how you are feeling?**

'Even the bravest of the brave and the coolest of the cool worry. Worrying is normal when so much has changed.'




<https://en.calameo.com/read/EverybodyWorries>

Enjoy this story with your child and use it as a talking point to help them to understand the feelings that we are experiencing in these different times.

Understanding the World

- **Can you draw a map?**

In the story Hefty Hugh and Lanky Len use a map to show them the way around the farm.



I wonder if you could draw a map to show your grown-ups where to go. It could be a map of your house, a map of your outdoor space or a map of your daily walk. You could add arrows to your map to show them which direction they need to go.

- **Can you find out about VE day?**

Friday is a special Bank Holiday in England to celebrate VE day, which means 'Victory in Europe Day'. It marks 75 years since the fighting stopped in World War 2; people were very happy, and they celebrated with street parties. It is also a time to think about all the brave soldiers. Follow the link below to find out more information on the Newsround website.

<https://www.bbc.co.uk/newsround/VEDay>



I wonder how you and your family could celebrate. **I have added some bunting and flag templates to the website.*

Expressive Arts and Design

- **Can you create your own blossom picture?**

You may have noticed the beautiful blossom on the trees.



I wonder if you could explore printing, painting or collaging to create your own blossom inspired picture.

**I have added a photograph of a cherry blossom tree to the website to use as inspiration.*

- **Can you join in with the dance routines?**

These GoNoodles dances are great fun for all the family.

Trolls: Can't Stop the Feeling

<https://www.youtube.com/Trolls>

Pop See Ko

<https://www.youtube.com/Popseeko>

Remind your child that it is ok if they don't know all the moves; it is about having fun and keeping active.


Sorry if the Pop See Ko song gets stuck in your head for the whole day!

Don't forget to drink lots of water!

Communication and Language

- **Can you identify different sounds in the environment?**

To develop your child's listening skills and to help them learn to discriminate between different sounds you could pretend to be the ladybird from the story.



When you are in your outdoor space or out on your daily walk, spend a minute with your eyes closed. I wonder what you will hear, I wonder if you can describe the sounds, I wonder if it sounds similar to something that you have heard before. You could make a list of the sounds that you hear.

- **Can you listen to the descriptions and identify the minibeasts?**

**For this game you will need the minibeast images and questions cards which I have added to the website.*



Read out the descriptions and see if your child can identify the correct minibeast. This game can be adapted and used with different objects and toys. You could also swap roles and your child could be the describer.

Message from Mrs Patterson...

“Well done for all the wonderful learning that you are doing at home, I have enjoyed reading about and looking at the photographs of your home learning adventures. Please keep sending in your emails to our school email address and it will be forwarded to me.”

montalbo@durhamlearning.net

**The ideas for your learning at home is based on the seven areas of learning from the Early Years Foundation Stage (EYFS) curriculum.*