






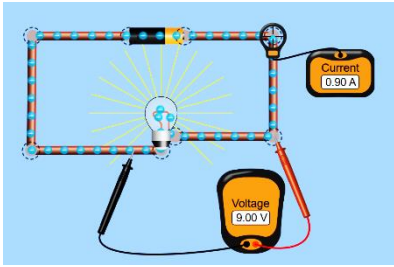






Year 6 – Week 3 (beginning 04.05.2020)

All work can be completed in your home workbook or on paper. You don't need to print the activities out unless you want to.

	English Key Text: 'Friend or Foe' by Michael Morpurgo	Handwriting	Maths	
Mon	<p><u>Listen to Chapter 6 – A Narrow Escape.</u> <u>Chapter 6 - A Narrow Escape</u></p> <p>Answer the 3 questions:</p> <ul style="list-style-type: none"> • Why were the two German soldiers worried? • What items did the boys steal from the farmhouse? • What do the German soldiers plan to do next? 		<p>Write the days of the week using your neatest, joined handwriting and repeat them 3x.</p> <p>Monday, Tuesday, Wednesday, Thursday, Friday, Saturday, Sunday</p>	<p>Use the White Rose Website for maths home learning. https://whiterosemaths.com/homelearning/year-6/</p> <p>FINISH week 2 if you haven't already. Then have a go at Week 3 Lesson 1 and continue from here.</p>
Tues	<p><u>Listen to Chapter 7 PART 1 – Local Heroes</u> <u>Chapter 7 - Local Heroes – Listen to:</u> 'The Germans Make A Surprising Request.'</p> <p>Write a short conversation between the Soldiers, David and Tucky. Remember to use inverted commas (speech marks) and punctuation.</p> <p>Example: "We didn't think you were coming," said the German soldier. "Well we are here now and we brought you some food," replied David.</p>		<p>Write the months of the year using your neatest, joined handwriting.</p> <p>January, February, March, April, May, June, July, August, September, October, November, December.</p>	<p>Use the White Rose Website for maths home learning. https://whiterosemaths.com/homelearning/year-6/</p>
Wed	<p><u>Listen to Chapter 7 PARTS 2+3 – 'The Boys Bring in Their Prisoner' and 'The German Speaks Out'</u> <u>Chapter 7 - Local Heroes</u></p> <p>The German Soldier will be handed over to the British Army. What do you think the newspaper headline would say? <u>Create 3 of your own Newspaper Headlines.</u> Example: 'British Boys Find Surprise Soldiers on Moors'</p> <p><i>*If you want an extra challenge, you could write your own newspaper article.</i></p>		<p>Write these words 3x. Use your neatest, joined handwriting.</p> <p>spring, summer, winter, autumn, rain, sunshine, wind, snow, hail</p>	<p>Use the White Rose Website for maths home learning. https://whiterosemaths.com/homelearning/year-6/</p>
Thurs	<p><u>Listen to Chapter 8 – The Secret's Out - Chapter 8 - The Secret's Out</u></p> <p>Have a go at the sequencing activity: Sequencing Activity Online Think about what happened in the story and number the pictures 1-8.</p> <p><i>*If you want an extra challenge, you can write a sentence about each picture or you could even re-tell the whole story in your own words.</i></p>		<p>Write these words 3x. Use your neatest, joined handwriting.</p> <p>mother, father, brother, sister, aunty, uncle, cousin, grandfather, grandmother</p>	<p>Use the White Rose Website for maths home learning. https://whiterosemaths.com/homelearning/year-6/</p>

Fri – bank holiday.

Y6 Puils who access Lexia - Go on Lexia for 15 mins per day: Password: read / Teacher email: MontalboSA@durham.sch

	Foundation Subjects	PE
Mon	<p style="text-align: center;">Science</p> <p><u>Electricity and Circuits.</u></p> <p>1. Watch the BBC Clips about Electrical Circuits and Symbols. How can you change a circuit? How Do You Draw Electrical Symbols and Diagrams?</p> <p>Complete the short activities on the same webpage. Look for the  symbol. Build your own electrical circuit online here: Make Your Own Online Circuit</p> 	<p>Joe Wickes PE or Just Dance Joe Wickes PE</p> <p>For a bigger challenge try this HITT Cardio Workout: Cardio HIIT</p>
Tues	<p style="text-align: center;">French</p> <p>Learn the names of Pets in French. Click to hear them read aloud: Webpage - Learn The Names of Pets.</p> <p>First, click  followed by  and then  (follow the activities to the end).</p> 	<p>Boxing Workout and Skipping if you have a skipping rope Boxing Workout</p>
Wed	<p style="text-align: center;">History</p> <p style="text-align: center;">Comparing WWI and WW2</p> <p>Watch the short clip: The Invasion of Poland (1939) Think about the actions of each country and their leaders.</p> <p>Watch the short clip: The Winter War (1939 - 1940) Think about the surrender of the Finnish Army at this time.</p> <p>Watch the short clip: The Dunkirk Evacuation (1940) Think about how the British and French troops would have felt.</p> 	<p>Joe Wickes PE or Just Dance Joe Wickes / Just Dance</p> <p>For a tougher challenge you could try this Cardio Workout: Cardio Workout</p>
Thurs	<p style="text-align: center;">Geography</p> <p>What is the Rainforest Habitat like? What kind of animals live there?</p> <p>Read the information at: Rainforest Information PowerPoint for Year 6</p> <p>*If you want an extra challenge, you can create, draw and invent a rainforest animal of your own. You might even want to make an animal 'Fact File' about your favourite rainforest animal. There is a template you could use: Example Fact File Sheets (extra challenge) – you might need to research some animals!</p> 	<p>Great Family Activities at: Premier League Primary Stars</p> <p>Just watch the videos and have a go!</p>

Fri – bank holiday.