






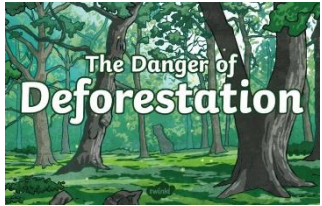


Year 6 – Week 4 (beginning 11.05.2020)

All work can be completed in your home workbook or on paper. You don't need to print the activities out unless you want to.

| | English THE LITERACY SHED | Handwriting | Maths |
|--------------|--|--|--|
| Mon | <p>Watch the animated Film on Literacy Shed: Literacy Shed - Beyond The Lines (A Short Animated Film)</p> <p>Write 3 sentences to describe what the soldiers and the little boys would have seen, heard and felt. Think about their emotions, the noises they could hear, what it felt like to run up the beach and everything they might have seen. You can use adjectives to describe and commas for lists.</p> | <p>Write the FRENCH days of the week using your neatest, joined handwriting.</p> <p>lundi, mardi, mercredi, jeudi, vendredi, samedi, dimanche</p> | <p>There is one week of maths that you haven't done yet. https://whiterosemaths.com/homelearning/year-6/ Complete the week that you missed.</p> <p><i>**If you are finding maths difficult – you could try this revision booklet instead**</i> Easier Revision of Place Value (Y4 level)</p> |
| Tues | <p>Re-watch the animated Film on Literacy Shed: Literacy Shed - Beyond The Lines (A Short Animated Film)</p> <p>Pause the film at 1:40 seconds to see the following screenshot: Answer the question in your own words:</p> <p>1. Why do you think the soldier's face is made from paper? <i>"I think the soldier's face is made from paper because..."</i> <i>"The creator of the film is trying to show..."</i> <i>"The words on his face could be..."</i></p> |  <p>Write the FRENCH numbers using your neatest, joined handwriting.</p> <p>zéro, un, deux, trois, quatre, cinq, six, sept, huit, neuf, dix</p> | <p>Continue onto day 2 of the week that you are on: https://whiterosemaths.com/homelearning/year-6/</p> |
| Wed | <p>Re-watch the animated Film on Literacy Shed: Literacy Shed - Beyond The Lines (A Short Animated Film)</p> <p>Pause the film at exactly 3:00 minutes to see this screenshot:</p> <p>Write a sentence or a short description of what happens to the soldier. For added drama, you should try to use a range of adverbs for example: <i>quickly</i> fell / <i>suddenly</i> lost / <i>tragically</i> tumbled / <i>sharply</i> torn down / (think of your own if you can!)</p> |  <p>Write the FRENCH pet names using your neatest, joined handwriting.</p> <p>hamster, cheval, chat, chien, souris, poisson, lapin, serpent</p> | <p>Continue onto day 3: https://whiterosemaths.com/homelearning/year-6/</p> |
| Thurs | <p>Re-visit the animated Film on Literacy Shed: Literacy Shed - Beyond The Lines (A Short Animated Film)</p> <p>Pause the film at exactly 3:20 minutes to see this screenshot:</p> <p>Who do you think the man and lady are? What do you think they would say to the children?</p> <p>Write 3 sentences or a short piece of dialogue (speech) to show what the characters might say. For example: <i>"Listen to my story," said the old man. "Please tell us what happened," replied the boy.</i></p> |  <p>Write the FRENCH colours using your neatest, joined handwriting.</p> <p>rouge, jaune, bleu, vert, orange, blanc, noir, gris.</p> | <p>Continue onto day 4: https://whiterosemaths.com/homelearning/year-6/</p> |
| Fri | <p>Re-visit the animated Film on Literacy Shed: Literacy Shed - Beyond The Lines (A Short Animated Film)</p> <p><i>Listen carefully to the music that plays at the end of the film. Think about how it makes you feel.</i></p> <p>Do you think it is right for people to fight in wars? Explain your answer in your own words. It can be as long or as short as you feel comfortable with.</p> | <p>Use your neatest, joined handwriting.</p> <p>stylo (pen) / ciseaux (scissors) crayon (pencil) taille-crayon (pencil sharpener)</p> | <p>Continue onto day 5: https://whiterosemaths.com/homelearning/year-6/</p> |

| | <u>Foundation Subjects</u> | <u>PE</u> |
|--------------|---|--|
| Mon | <p style="text-align: center;"><u>Science</u></p> <p><u>Electricity</u></p> <ol style="list-style-type: none"> 1. Watch the video about Electricity and wireless charging: Electricity and Wireless Charging 2. Watch the clip about Energy: Electricity and Energy Sources 3. Watch the video about Renewable energy here: National Geographic - Renewable Energy |  <p>Try this family fun workout: Family Fun Workout</p> <p>If you love dance, then this short dance video will keep you active: Dance - Feel Alive</p> |
| Tues | <p style="text-align: center;"><u>Religious Education</u></p> <p>Hinduism – What is Holi?</p> <p>Watch the clip to find out: BBC Bitesize All About Holi</p> <p>Read – What is the story of Holi on the same webpage and find out more about Holi by reading the information.</p> |  <p>Have a go at this High Energy workout: High Energy Workout!</p> <p>There are lots of PE ideas here: Youth Sports Trust Home Learning</p> |
| Wed | <p style="text-align: center;"><u>Music</u></p> <p>A new assignment called PLASTIC has been assigned to you charanga account. Log in here: Durham Online Music - Charanga</p> <ol style="list-style-type: none"> 1. Listen and appraise the song PLASTIC 2. Begin to sing the song PLASTIC 3. You could write down the lyrics and learn them by heart. |  <p>You can try this Charlee Atkins full body HITT workout: HITT workout</p> |
| Thurs | <p style="text-align: center;"><u>History</u></p> <p style="text-align: center;">Comparing WWI and WW2</p> <p>Watch the short clip: The Blitz (1940-1941) Think about how it would have felt to live through the Blitz.</p> <p>Watch the short clip: Rationing in WWII Imagine how it would have felt to ration food and not have enough to eat.</p> <p>Watch the Brief Overview: An Overview of WWII Try to remember all of the clips you have watched so far.</p> |  <p>For an active workout try: 30-minute at home boxing workout</p> <p>Remember, there are hundreds of JustDance videos online: Just Dance Waka Waka</p> |
| Fri | <p style="text-align: center;"><u>Geography</u></p> <p>What is 'Deforestation' and what is it doing to our planet?</p> <p>Read the information at: Deforestation Information PowerPoint (ask an adult to help if you find it tricky)</p> <p>Complete the activity – underneath there are good examples if you are stuck: The Effects of Deforestation Activity (if you don't have a printer, just write the headings into your home-school workbook)</p> |  <p>Great Family Activities at: Premier League Primary Stars</p> <p>Just watch the videos and have a go!</p> |