


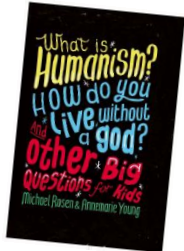






Year 6 – Week 7 (beginning 08.06.2020)

All work can be completed in your home workbook or on paper. You don't need to print the activities out unless you want to.

	English Machine Gunners – Abridged version by Robert Westall	Handwriting	Maths
Mon	<p>Listen to the next episode of Machine Gunners: Episode 7 - A German Friend <i>Focus on the first part called: Three alluring doors.</i></p> <p>What do you think the children will do with Rudi the German Sergeant? Write down your predictions. For example: <i>I think that the children will...</i> <i>They might... because...</i></p> 	<p>Copy out the sentences in your neatest handwriting. You don't need to print it out! Tree-House-Handwriting</p>	<p>Convert Fractions into Percentages Monday Maths Lesson</p> <p>This lesson includes:</p> <ul style="list-style-type: none"> • two videos • one interactive activity • one worksheet
Tues	<p>Re-listen to episode 7 of Machine Gunners: Episode 7 - A German Friend <i>Focus on the first part called: A Fortress Prison.</i></p> <p><i>Read the children's poem here: Example Poem</i></p> <p>Write your own poem about Fortress Caparetto – use this example as a guide for support. Try using adverbs like 'slowly, quickly, terribly, sleepily, anxiously, happily, cautiously' etc. For example: <i>Bacon sandwiches sizzling happily, German soldier snoozing wearily, Children looking anxiously etc...</i></p>	<p>Copy out the sentences in your neatest handwriting. You don't need to print it out! ShoppingList-Handwriting</p>	<p>Equivalent fractions, decimals and percentages. Tuesday Maths Lesson</p> <p>This lesson includes:</p> <ul style="list-style-type: none"> • two learning summary slideshows • two worksheets with answers
Wed	<p>Listen to the first part of episode 8 called: A Prisoner in the Fortress - Episode 8 - Closing In</p> <p>How has the children's relationship with Rudi changed? What was it like in the beginning? What is their relationship like now?</p> <p>For an extra challenge, you could try using evidence from the audio story to support your answer. E.g. <i>I think the children are friends with Rudi because it said Nicky sat closer to him each day.</i></p>	<p>Copy out the sentences in your neatest handwriting. You don't need to print it out! Pigs-in-a-Pen-Handwriting</p>	<p>Comparing Fractions, decimals and percentages Wednesday Maths Lesson</p> <p>This lesson includes:</p> <ul style="list-style-type: none"> • two videos • one interactive activity • two worksheets
Thurs	<p>Re-listen to the rest of episode 8 - Episode 8 - Closing In</p> <p>Stan Liddell watches the children through the great binoculars. Imagine all the things he could see across Garmouth. He talks about different places: Chas McGill's house, Audrey Parton's House, Nichol's House, Fortress Caparetto, Police Station, School, streams, houses, roads etc...</p> <p>TASK: Draw a map and include as many of these things as you can – use your imagination! Make it interesting, add labels to each house/building.</p>	<p>Copy out the sentences in your neatest handwriting. You don't need to print it out! Handwriting-The-School-Play</p>	<p>Finding Percentages of amounts Thursday Maths Lesson</p> <p>This lesson includes:</p> <ul style="list-style-type: none"> • three videos • one quiz • one worksheet
Fri	<p>Robert Westall wrote Machine Gunners and he also wrote this story: Blitzcat.</p> <p><i>"A courageous black cat journeys through war-torn England searching for her beloved master."</i></p> <p>Imagine you are the writer of this story. Can you write an opening sentence or opening chapter? You could describe that cat, where she lives, who she helps and what she sees. For an extra challenge, you could write from the cat's point of view!</p> 	<p>Copy out the sentences in your neatest handwriting. You don't need to print it out! Cats-Short-Handwriting-Task</p>	<p>Maths Mats – Year 6 Level. Have a go at these questions, try to complete them without using the answers. Year 6 Maths Mat Year 6 Maths Mat v2</p> <p>If these maths mats are too tricky, you could try this easier version: Maths Mat - Easier</p>

Mental Wellbeing – Have a go at these Joyful June Activities: [Joyful-June-PSHE-Activities](#)

	Foundation Subjects	PE
Mon	<p style="text-align: center;">Science</p> <p>Evolution and Inheritance <i>recognise that living things produce offspring of the same kind, but normally offspring vary and are not identical to their parents</i></p>  <ol style="list-style-type: none"> 1. Read the lesson presentation about Inheritance, you might need a family member to help you: Lesson-Presentation-Inheritance 2. Complete the vocabulary task, use a dictionary to help you: A - Evolution-and-Inheritance-Task (if you don't have a printer just write them down) 3. Have a go at the inheritance photograph task/ draw a picture of yourself and your parent: B - Investigating-Inheritance-and-Variation 	<p>This is an excellent agility workout; it lasts 1 whole hour! Great for all round agility and fitness – 3 different levels: Evolve Functional Fitness</p>
Tues	<p style="text-align: center;">Religious Education Humanism</p> <p>Read the 2 articles of information below and think about the idea of a 'Golden Rule'. Humanist Society Scotland - Golden Rules and Tim Minchin's View on Humanism TASK: Can you make a poster for your own 'Golden Rule'? It could be one about kindness or happiness. Illustrate your poster with images that support your idea. E.g. people sharing a book or being helpful.</p> <p>For example: <i>My golden rule = be kind to everyone and treat others with respect.</i></p>  	<p>Try this: 10min workout for FOOTBALLERS</p> <p>There are lots of PE ideas here: Youth Sports Trust Home Learning</p>
Wed	<p style="text-align: center;">French</p> <p>Read the Mr Men Adjective Translation Task here: Mr-Men-Translation-Adjective-Activity</p>  <ol style="list-style-type: none"> 1. Have a go at writing your own sentences in French. Use https://www.wordreference.com/fren/ to help you if you are finding it tricky! 	<p>Charlee Atkins full body HITT workout: HITT workout</p> <p>Blinded By The Lights DANCE ALONG</p>
Thurs	<p style="text-align: center;">Design and Technology</p> <p>Remind yourself about the Pioneers challenge by reading it again here: Pioneers-Energy-Challenge-Presentation</p> <p>Have a go at Step 2 of the challenge –</p> <ol style="list-style-type: none"> 1. Look around your home and garden for items that you could use in the 'natural to processed' collection experiment. 2. Write or draw the items onto the 'natural to processed line' 1.4-Pioneers-Energy-challenge-Worksheet 3. If you need help and want to see an example of this task, click here: Example-of-Task 	 <p>For an active workout try: 30-minute at home boxing workout</p> <p>JustDance videos online: JUST DANCE</p>
Fri	<p style="text-align: center;">Art and Design</p> <p>Look at the WWII Propaganda Posters here: Second-World-War-Posters-and-Information</p> <p>Design your own poster – you could use pencil, pen, paint, newspaper cuttings or even magazines. Make it as artistic as possible! Think about adding bright colours, clear words and messages to support the War Effort. <i>You could even take a photo of your artwork and send it to: year6.montalbo@durhamlearning.net</i></p>  	<p>Great Family Activities at: Premier League Primary Stars</p> <p>Have a go at this High Energy workout: High Energy Workout!</p>