









Year 6 – Week 8 (beginning 15.06.2020)

All work can be completed in your home workbook or on paper. You don't need to print the activities out unless you want to.

	English Machine Gunners – Abridged version by Robert Westall	Spelling	Maths
Mon	<p>Listen to episode 9 - Episode-9 - The Germans are Coming Focus on the parts called 'Nicky's Sacrifice' and 'Fear and Panic in Garmouth'.</p> <p>Answer the questions in full sentences: What favour did the children want from Rudi the German soldier and what did he want in return? What had happened to the boat, how was Nicky going to fix it? What did the ringing of the church bells mean? Who heard them? When? Where were all the children running to and why?</p>	<p>Copy out each word carefully. You could cover the words and re-write them one at a time. Spelling List 1 ('augh' and 'au')</p>	<p>Finding a Rule with One and Two Steps Monday Maths Lesson This lesson includes:</p> <ul style="list-style-type: none"> two learning summary slideshows two worksheets with answers <p>If you are finding maths too tricky, you could try: Bar-Model-Addition-and-Subtraction</p>
Tues	<p>Listen again to episode 9 - Episode-9 - The Germans are Coming <i>Focus on the last 3 sections.</i></p> <p>Write a description of one of the characters in the image. Describe their clothes, hair, face, body language and even the things they might have said.</p> 	<p>Copy out each word carefully. You could cover the words and re-write them one at a time. Spelling List 2 - words with the prefix 'in'</p>	<p>Forming expressions and understanding algebraic conventions Tuesday Maths Lesson This lesson includes:</p> <ul style="list-style-type: none"> two learning summary slideshows two worksheets with answers <p>If you are finding maths too tricky, you could try: Count-in-6-7-and-9s-Worksheet</p>
Wed	<p>Listen to episode 10 - Episode-10 - A False Alarm <i>Focus on the first part called: The Truth Dawns</i></p> <p>Imagine Nicky chose to go with Rudi in the boat. Write a postcard or letter from Nicky to his friends back at Fortress Caparetto. What would Nicky tell them? How would he say goodbye?</p> 	<p>Copy out each word carefully. You could cover the words and re-write them one at a time. Spelling list 3 - words with the prefix 'im'</p>	<p>Substitute into simple expressions and formulae Wednesday Maths Lesson This lesson includes:</p> <ul style="list-style-type: none"> a learning summary one worksheet with answers <p>If you are finding maths too tricky, you could try: Missing-Numbers-Sheet</p>
Thurs	<p>Listen to episode 10 - Episode-10 - A False Alarm <i>Focus on the final parts: 'Where are the Germans?' and 'A Difficult Parting'.</i></p> <p>What mistake had the children made? Draw a story board of events in this chapter. You could include: the children running away, Polish soldiers coming to help, children shooting at the soldiers, Rudi talking to Fatty Hardy and walking over to the Fortress, Chas shooting at Rudi.</p> 	<p>Copy out each word carefully. You could cover the words and re-write them one at a time. Spelling List 4 - words with the prefix 'il' and 'ir'</p>	<p>Forming and Solving One Step Equations Thursday Maths Lesson This lesson includes:</p> <ul style="list-style-type: none"> a learning summary/ video one worksheet with answers <p>If you are finding maths too tricky, you could try: Missing-Numbers-Inverse-Worksheet</p>
Fri	<p>Write a book review for Machine Gunners by Robert Westall. If you want to use this template, you can: Book Review Template</p> <p>If you don't have a printer, then try answering these questions: Who was your favourite character and why? Where was the story set and how did this make it interesting? Can you re-tell part of the story in your own words? How did the story make you feel?</p> 	<p>Look back at the 4 spelling lists? Practice any words that you found tricky.</p>	<p>Multiplication Revision Day</p> <p>Have a go at filling in the blank multiplication square: Multiplication-Square</p> <p>Try these emoji colouring multiplication challenges – they get trickier! Emoji-Mosaic-Multiplication</p>

Mental Wellbeing – Have a go at these Joyful June Activities: [Joyful-June-PSHE-Activities](#)

	Foundation Subjects	PE
Mon	<p style="text-align: center;">Science</p> <p>Evolution and Inheritance <i>Identify how animals and plants are adapted to suit their environment in different ways and that adaptation may lead to evolution.</i></p> <ol style="list-style-type: none"> 1. Watch the video about adaptation: BBC Bitesize Adaptation Science and then, complete the quiz on the same page. 2. Watch the clip: Who was Charles Darwin? 3. If you can go outdoors safely, you could try this experiment (you might need an adult to help you): Outdoor-Learning-Activity 	<p>1 hour agility: Evolve Functional Fitness</p> <p>Learn to do the Sid Shuffle!!! Sid Your Favourite Sloth Dance!</p>
Tues	<p style="text-align: center;">Religious Education Humanism</p> <ol style="list-style-type: none"> 1. Read the article about Laws and Values: Extract from Humanism - Questions answered for Children 2. Think about the ten commitments and what they mean – you could look them up if you're not sure. 3. Answer the questions in the bubbles, you can write your answers down if you want to. 	 <p>Try this: 10min workout for FOOTBALLERS</p> <p>There are lots of PE ideas here: Workout Tasks</p>
Wed	<p style="text-align: center;">Music</p> <p>Continue with your Charanga YUMU Assignment – *Music And Me* - You need to log in to Charanga. If you have forgotten your username and password, please e-mail: year6.montalbo@durhamlearning.net and ask for a reminder.</p> <ol style="list-style-type: none"> 1. Click on Assignments button > Go to 'Music And Me' > Click on Step 2 > listen to the introduction to the unit. 2. Explore the inspirational women's timeline – who do you recognise? Click them to read more! 3. Watch the 'Who is Anna?' 'Anna the composer' and 'Anna's Music' videos. 4. If you want to write lyrics for a new song – have a go at the 'Create' section. 	 <p>Get Kids Moving have some great Superhero workouts: Captain America Workout</p> <p>Blinded By The Lights DANCE ALONG</p>
Thurs	<p style="text-align: center;">Design and Technology</p> <p>Remind yourself about the Pioneers challenge by reading it again here: Pioneers-Energy-Challenge-Presentation</p> <p>Have a go at making your very own invention: My Invention Design Sheet (if you don't have a printer, just use paper and draw it!)</p> <p><i>Remember – if you want to share your design, you could take a photo and email it to: year6.montalbo@durhamlearning.net</i></p>	 <p>For an active workout try: 30-minute at home boxing workout</p> <p>JustDance videos online: JUST DANCE</p>
Fri	<p style="text-align: center;">Art and Design</p> <p>Look at the example pieces of artwork (WWII themed): Artwork-Ideas-for-WWII</p> <p>Select one idea to have a go at. If you don't have any art resources, don't worry! All you need to draw... is a pencil! You could even use natural materials like sticks, stones and leaves to create an image or a pattern that symbolises war or peace.</p>	 <p>If you have a skipping rope, try these tricks: PE Specialist Skip Tricks</p> <p>Have a go at this: High Energy Workout!</p>